



gentse
azalea



www.gentseazalea.be



gentse
azalea

Azalea

Glorious ideas

Inspiration Guide

Versatility, a wide range of colours and opulent blooms: Ghent's azaleas are an almost inexhaustible source of inspiration, as proven by this book, Glorious Ideas. Up-to-date and trendy, original or simply sublime: the azalea adapts to suit your creativity and imagination. And given the best possible care, every single one of these creations will be blessed with a long life.

Rewarding? Without doubt. Surprising? Absolutely. But you may be able to add even more...

Take inspiration from these 'glorious ideas'.

a glorious idea

Azalea





Where do Ghent's azaleas originate?

The azaleas found in Ghent come from China, Taiwan and Japan. The Ghent gardener Judocus Huytens brought the plant to Ghent in 1774 and cut quite a dash with it at the first Ghent Flower Show in 1808. Since then the popularity of the azalea has continued to increase in our part of the world, due in part to the attractive conditions for the cultivation of the plant: a moderate maritime climate, permeable soil and good-quality water. The growth of cultivation under glass has more than ever made the Ghent azalea a plant for all seasons, one that especially brightens things up in the dark winter period.

The ideal azalea

It's possible for you to offer Ghent azaleas in bloom almost all year round. The only time you will have to manage without is from mid-May to mid-August.

The advantage of azaleas is that they can be kept so long and bloom so abundantly.

The number of shades of colour the Ghent azalea is available in is almost infinite: from white, pink and red to lilac-purple. This range also includes a number of cultivars with multicoloured flowers, such as red with a white edge.

In addition to the traditional medium to large plants, many variations are also appearing on the market. These include the very small baby azaleas, the slightly larger mini azaleas, the pyramidal shapes, azaleas growing on a stalk and, the largest group, the spherical shapes.

Nor should we forget that as well as the traditional indoor plant (Azalea indica), the Azalea japonica also forms a sizeable group. Thanks to its hardiness this can also be a splendid decorative element in the garden as well as a flowering indoor plant.



Easy and good-looking

Rewarding

Azaleas don't need a lot of attention. No one who has worked hard all day feels very much like spending hours at home tending to plants. Azaleas adapt well to our lifestyle: they bloom superbly without too much care.

Long and copious

For an indoor plant, azaleas bloom long and copiously, and also at a time when nature has little to show for itself: from September to May.

Not put off

Azaleas are not put off by central heating or air conditioning. Though of course it's not a good idea to put plants close to heaters.

Care

Temperature

Azaleas prefer room temperature. If they get too warm, they will soon finish flowering. You can certainly put them in a cooler place at night.

Not too bright

Put azaleas in indirect light that's not too bright.

Soaking

Soak azaleas twice a week, in a bucket of water or something similar: this will allow the earth around the roots to absorb sufficient water.

Not susceptible

You do not have to give azaleas any additional treatment or fertiliser. These plants are not susceptible to diseases or infestations.

Sturdy

Azaleas can take fairly rough treatment. Changing their position should never be a problem, nor should forgetting to water them once in a while.

Buds

When sold, azaleas should have equal-sized buds like candle flames. They should already be showing their colour.



The time when indoor plants all stood neatly to attention on the windowsill is completely in the past. Nowadays there's a lot of experimentation, and that's precisely what the azalea deserves. An azalea fits into every style of interior. In fact there is no interior that is fully complete without an azalea!



Ideal
in an interior

Sober and austere? Or rustic and romantic?
Azaleas can be moulded to suit every interior.

Interior ideas



1

The right flowerpot holder, the appropriate location: the special touch the azalea provides.



2

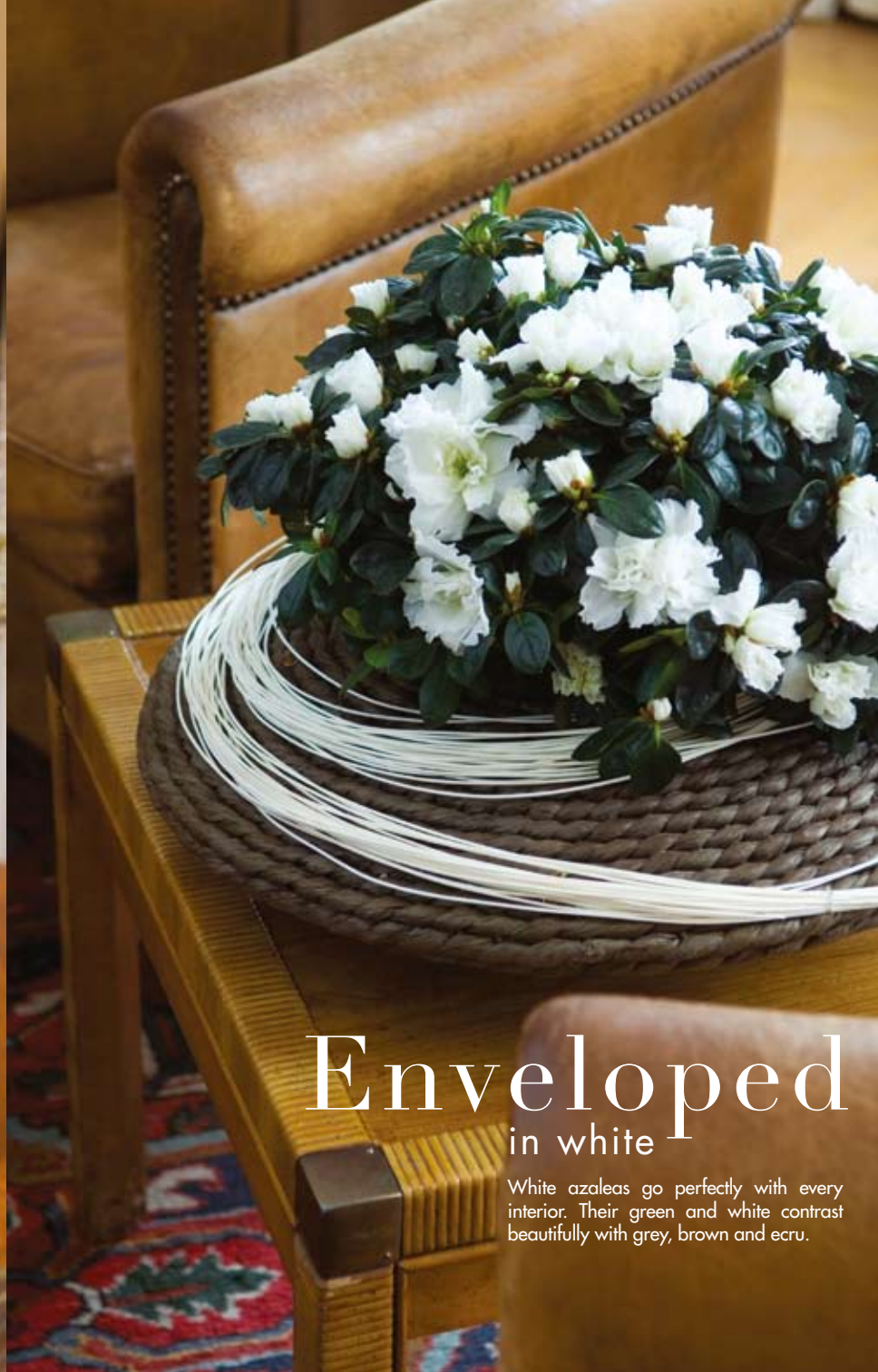
Pyramidal azaleas can sometimes look like small trees, when planted in pots on the floor.

In today's interiors, taut lines, sober tints and minimal decoration are enjoying their heyday: and this is the ideal setting for Ghent's azaleas! Varieties with white flowers are preferable for a sober interior, though a streak of vivid red or pink works well too. Ghent azaleas, and especially the newer varieties, are also superbly at home in fuller, more romantic interiors. Many varieties grow into a plump and exuberant shape and can be combined perfectly with the other accessories in an interior such as cushions, fabrics, souvenirs and photo frames.



Be bold

Don't be shy of combining the plant with other flower-arranging materials such as ribbons, woodchips, plastic shapes, strips of cane and so on.



Enveloped in white

White azaleas go perfectly with every interior. Their green and white contrast beautifully with grey, brown and ecru.

Original Duo

The combination of two azaleas in original flowerpot holders raises the plants to a higher level. Perfect for use in any interior.



You can use Ghent's exuberantly blooming and growing azaleas in so many ways. Their colourful florets are an excellent decoration, and the structure of the plant gives added solidity to any interior, as a fresh table decoration, a solitary showpiece or combined with several other plants. Go for an attractive, modern flowerpot holder: it's the simplest way of upgrading the Ghent azalea and turning it into a 'different' azalea. Low spherical shapes feel at home in robust earthenware pots, on a designer cabinet for example. Slim and slender varieties are ideal for accentuating structures in an interior and for creating a sense of space.



1

Sprigs that shoot out wildly from the plant, a flowerpot holder that keeps the whole thing on a tight rein, a column that shows all the colours of the rainbow. How eccentric will your creation be?



2

Plants with earth around the roots look too sturdy on a table. Snip off the azalea's small flowers, but not too short, and they will keep longer. Put them in a glass on a festively decorated table.

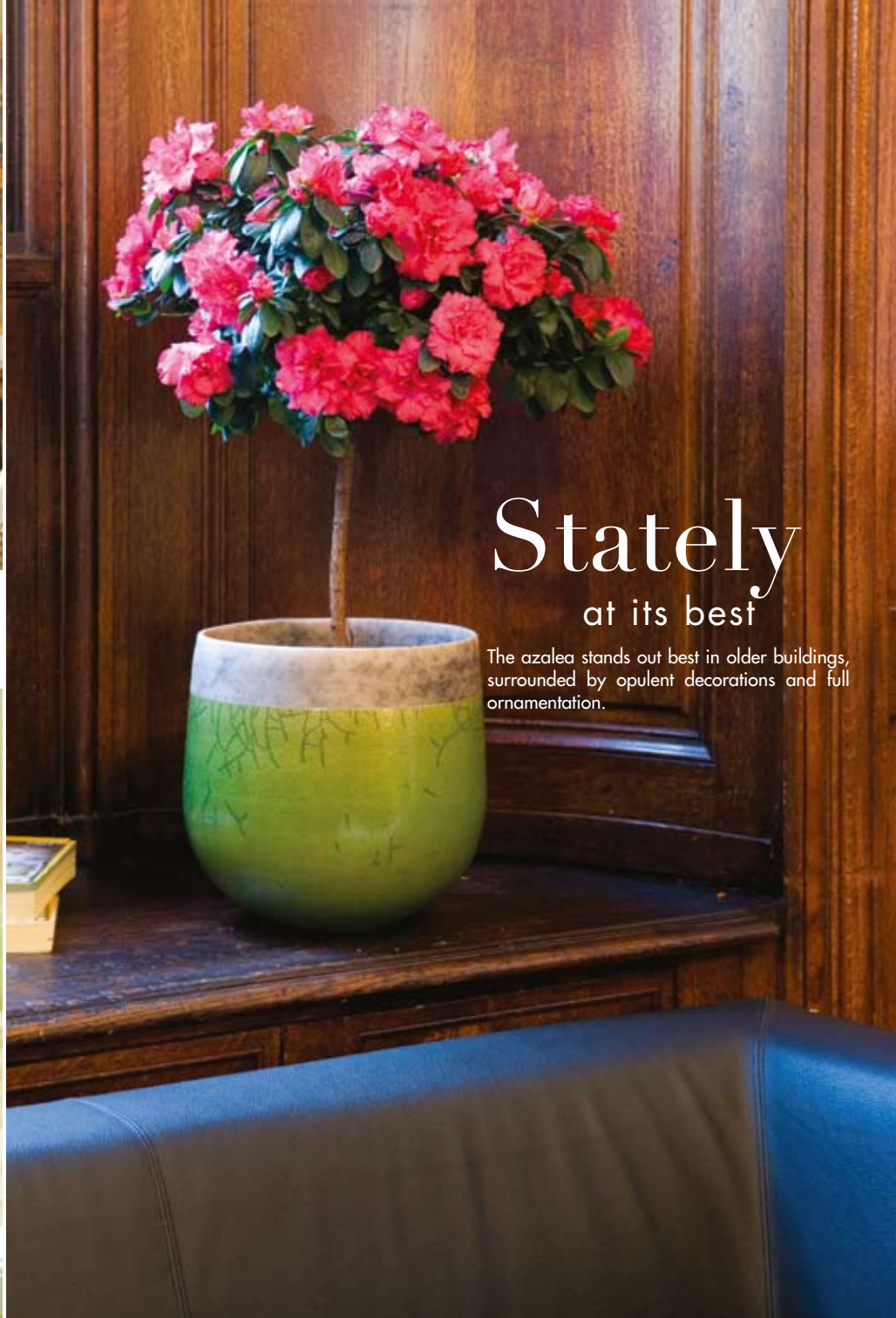


3

A repetitive arrangement impresses visitors. You can achieve marvellous effects with mini azaleas in this way too.

It goes without saying that Ghent's azaleas also retain their worth in more traditional surroundings. Exuberant bon vivants always find their colourful appearance a delight, either on a stem or in a sturdy flowerpot holder.

Varieties with abundant blooms come out especially well here. Sprigs, wicker balls and curls and small indoor plants such as ferns and rex begonias make any azalea creation a treat for the eye.



Stately at its best

The azalea stands out best in older buildings, surrounded by opulent decorations and full ornamentation.

Azalea creations:

“Woven”

Time: 45'

What you need

- 3 azaleas, preferably white
- flat white ceramic dish
- potting soil
- fine expanded clay pellets
- cellophane
- circular construction in corkscrew hazel or corkscrew willow sprigs

Alternative

Other colours may be used, but always use a matching dish.



1 Lay the cellophane in the dish and add the potting soil. Trim the plastic around the edge of the dish.



2 Cover the potting soil with expanded clay pellets as far as the outer edge.



3 Set the sprig construction on top.




4 Plant the three azaleas in the middle of the dish and intertwine the azalea sprigs: arrange attractively.



5 Finish by adding expanded clay pellets.

Tip

Only use azaleas that have buds of the same size. A few of the buds should already be showing some colour.



“Curled”

Time: 15'

What you need

- 2 pink azaleas
- basket made of cork and bark, lined with plastic
- potting soil
- fine expanded clay pellets
- wire
- wicker coils: large and small
- pincers

Alternative

Other colours can also be used.



Put the azaleas in the basket and add potting soil.



Cover with expanded clay pellets.



Put in the wicker coils.



Tip

You can easily move azaleas now and then.



Tip

Put the azaleas in indirect light that's not too bright.



Time: 15'

What you need

- 4 red azaleas
- tall white flowerpot holder
- potting soil
- rigid bamboo or kebab sticks
- dustbin liner or cellophane

Alternative

Other colours can be used too.

“Four-star”




1 Put the dustbin liner in the pot and add potting soil.



2 Plant the azaleas.



3 Intertwine the azalea sprigs so it looks like a single plant.



4 Trim the plastic to the edge of the pot.



5 Insert the bamboo or kebab sticks and arrange them.

“Solitude”


Time: 15'

What you need


- 1 white azalea, preferably with curly edged flowers, e.g. Mme 't Kint or Alba.
- medium height white ceramic bowl
- 2 bouquet holders in black wicker
- light-green decorative wire
- pincers
- handle, e.g. of a broom



1 Fill the bowl with water.



2 Wind light-green decorative wire around the handle...



3 ... to make coils of wire.



4 Take the azalea out of the pot. Cut the two bouquet holders in half...



5 ... and wind them around the azalea.



6 Put your creation in the bowl and arrange it with the light-green wire.

Tip

A modern flowerpot holder can create an extremely sober look, especially with white azaleas.

Azalea creations:

“Festival” with wicker balls


Time: 15'

What you need

- 2 white azaleas
- white ceramic flowerpot holder
- white wicker balls
- wire
- roll of tape (to prevent rusting)
- dustbin liner or cellophane

Alternative

Other colours can also be used as long as you adapt the other elements.




1 Put the dustbin liner in the flowerpot holder.



2 Add potting soil.



3 Plant the azaleas, add potting soil.



4 Wrap the protective tape around the wire.



5 Fix the wicker balls on the wire.



6

Stick the balls in the azaleas and potting soil.



Tip

Combine several of the same creations for a strong repetitive effect.



www.gentseazalea.be

Koning Albert II-haan 35 bus 50-B-1030 Brussels
T +32 2 552 80 29
F +32 2 552 80 01
Contact: eric.devos@vlam.be
www.freshfrombelgium.com

